

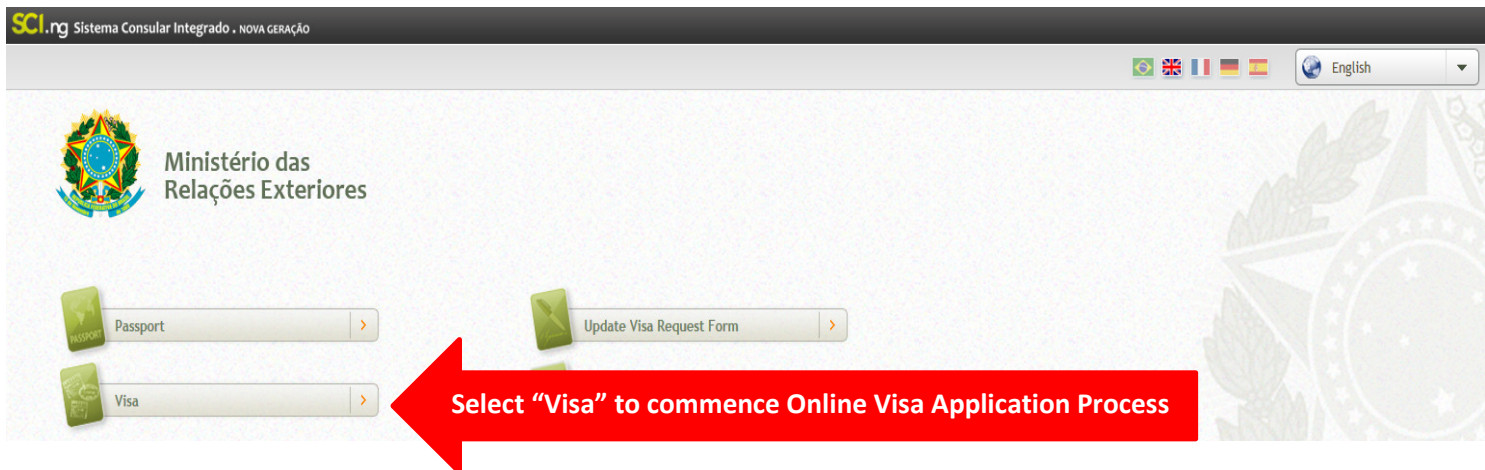
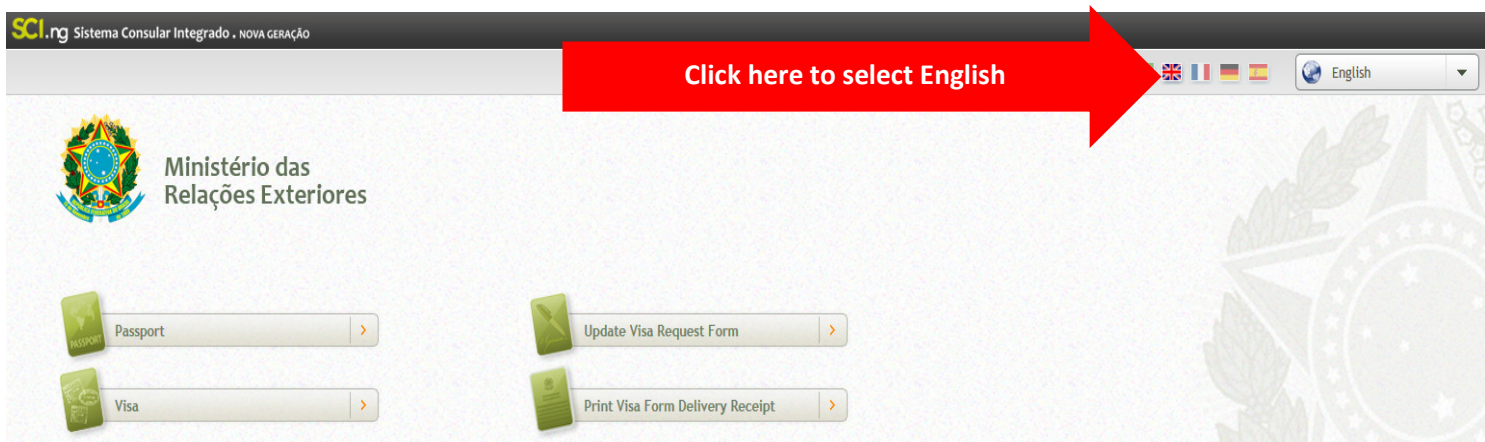
Brazil Online Visa Form Instructions

The Brazilian Visa Application is an online form. The following pages should be used as a guide to completing the online form.

The online Brazilian visa form can be accessed through the link below (if this link does not launch the online visa form please copy and paste into your web browser).

You may prefer to use our easy to use **Form Fill** service where we will complete the online form and upload the docs on your behalf (fee applies). The Form Fill order form is found in your Application Pack.

<https://formulario-mre.serpro.gov.br>





Orientation and Assistance - Visa

Before completing the form, please read carefully the following instructions.

To reduce the processing time of your request please give very detailed information.

- The form must be completed and signed by the applicant, and the original documentation required must be presented in person at the consulate under which jurisdiction you are 30(thirty) days following its completion.

Completion of Form

INITIAL STEPS:

1. Fill in the spaces.
2. Click the "Submit" button to receive the protocol number.
3. Print the protocol.
4. Insert your photo in the corresponding field or upload your photo. Follow the ICAO patterns.
5. Subscribe protocol.
6. Pay the fees.
7. Bring or send the duly completed and signed form, the original documentation, passport and proof of payment to the consulate.

Note: If the request is made by mail, do not forget to attach an empty envelope, self-addressed and stamped for return of your documents. Your Visa will be sent ready for use. In case you do not receive it, please contact urgently the consular Division.

AT THE CONSULATE:

1. Hand the filled-in form, the required documentation and the proof of payment of fees to the clerk.
2. After processing, your documents will be returned.

ICAO Standard Photograph Specifications:

1. The photograph must be taken from the front, against white background.
2. The applicant's face and shoulders must be centralized on the camera and he or she must be looking into the camera.
3. No reflections, shadows or glares are accepted in the picture.
4. The length from the bottom of chin to the top of the head must be between 31 and 36mm (millimetres) in height.
5. The applicant shall provide neutral face.
6. The eyes must be open and visible.
7. If you wear glasses, the lenses may not reflect the ambient light or camera. In no way can be used sunglasses or eyeglasses frames thick or too flashy.
8. We will not accept any items of headgear except those used for religious reasons, which still can not prevent a perfect view of the face of the applicant.
9. Children can not appear with toys, pacifiers, or hands of people holding them.
10. Click next to view the [examples of photographs in the pattern required](#).

To start a new application, click the button: **Start New Application**

To continue an application previously saved or to change an already completed application, click on the button: **Continue Application**

Select "Start New Application"

START NEW APPLICATION

CONTINUE APPLICATION



Service Request - Visa

- 1 General Data
- 2 Visa Data
- 3 Documents
- 4 Professional Data
- 5 Contacts
- 6 Biometric Data and Scanned Documents

Identification Data

First Name*

Legal Status*

Have you ever used other names (i.e., marital, religious, professional, alias etc.)?*

☐ Yes ☐ No

Place Of Birth

Country*

Select

The list of countries above does not imply recognition, by the Federative Republic of Brazil, either of the name or of the legal status of each of the countries listed.

State/Province

City*

Nationality

Do you have Brazilian nationality?*

☐ Yes ☐ No

Do you have other nationality(ies)?*

☐ Yes ☐ No

Parents

Mother's Data

First Name*

Last Name*

☐ Last Name Unknown

Country Of Birth

Birth Date (mm/dd/yyyy)

☐ Unknown

Country

AFGHANISTAN
ALBANIA
ALGERIA
ANDORRA
ANGOLA
ANTARCTIDA

The list of countries above does not imply recognition, by the Federative Republic of Brazil, either of the name or of the legal status of each of the countries listed.

Nationalities

Father's Data

First Name*

Last Name*

☐ Last Name Unknown

Country Of Birth

Birth Date (mm/dd/yyyy)

☐ Unknown

Country

AFGHANISTAN
ALBANIA
ALGERIA
ANDORRA
ANGOLA
ANTARCTIDA

The list of countries above does not imply recognition, by the Federative Republic of Brazil, either of the name or of the legal status of each of the countries listed.

Nationalities

Data on Legal Representative

First Name*

Last Name*

☐ Last Name Unknown

Country Of Birth

Birth Date (mm/dd/yyyy)

☒ Unknown

Navigation: RETURN NEXT

Select the country of nationality, click on the > so that the nationality appears in the "Nationalities" box

Select the country of nationality, click on the > so that the nationality appears in the "Nationalities" box

Select "unknown"

Complete all questions then click "Next"

Ministério das Relações Exteriores | Subsecretaria-Geral das Comunidades Brasileiras no Exterior | Coordenação-Geral de Planejamento e Integração Consular

Service Request - Visa

1 General Data | 2 Visa Data | 3 Documents | 4 Professional Data | 5 Contacts | 6 Biometric Data and Scanned Documents

Code for Recovery of Application:

Objective of Trip

Main Purpose Of Your Trip*

Additional Objectives

Estimated Date Of Arrival (mm/dd/yyyy)*

Planned Stay and Previous Stay

Type of Period* ☐ Until (mm/dd/yyyy) ☒ For

Period*

Unit of Time*

Have You Ever Been To Brazil?* ☐ Yes ☒ No

Form of Exhibition of Travel Document

How the exhibition of this document was made?*

By Mail or by Courier
By Third Parties
In Person
Not in Person

Navigation: RETURN NEXT

Select "By Mail or by Courier"

Complete all questions then click "Next"

Service Request - Visa

1 General Data

2 Visa Data

3 Documents

4 Professional Data

5 Contacts

6 Biometric Data and Scanned Documents

Other Document

Name*

Number*

Date Of Expiry (mm/dd/yyyy)*

☐ Unknown

Travel Document

Type Of Travel Document*


Size*


Date Of Issue (mm/dd/yyyy)*


Date Of Expiry (mm/dd/yyyy)*

☐ Undetermined Date of Expiration


☐ Unknown

 RE





Complete all questions then click "Next"

NEXT 

Service Request - Visa

1 General Data

2 Visa Data

3 Documents

4 Professional Data

5 Contacts

6 Biometric Data and Scanned Documents

Profession or Occupation

Profession or Occupation

Employer/University/School/Organization Data

Name Of Employer/College/School

Country

Select

The list of countries above does not imply recognition, by the Federative Republic of Brazil, either of the name or of the legal status of each of the countries listed.


State/Province


City


Address

Zip Code


E-Mail

 RE





Complete all questions then click "Next"

NEXT 



Service Request - Visa

- 1 General Data
- 2 Visa Data
- 3 Documents
- 4 Professional Data
- 5 **Contacts**
- 6 Biometric Data and Scanned Documents

Code for Recovery of Application

Means of Contact

Type of Means of Contact*

- Select
- E-Mail
- Cell Phone
- Landline Phone
- Web Site

Select the "Means of Contact" that would be most suitable if the Embassy/Consulate need to discuss your application with you

Permanent Residential Address

Country*

AUSTRALIA

State/Province

VICTORIA

City*

MELBOURNE

The list of countries above does not imply recognition, by the Federative Republic of Brazil, either of the name or of the legal status of each of the countries listed.

Address*

636 ST.KILDA RD

Zip Code

3004

Is this the address for correspondence?*

☒ Yes ☐ No

Other Addresses

+ Include Other Addresses

Contact In Brazil

☐ Not Informed

Name*

Country*

Select

The list of countries above does not imply recognition, by the Federative Republic of Brazil, either of the name or of the legal status of each of the countries listed.

State/Province

City*

Address*

Zip Code

Relationship*

Select

Means of Contact

Type of Means of Contact

Select

Contents

x +

+ Include Other Contact



RETURN

Complete all questions then click "Next"

NEXT



Ministério das Relações Exteriores | Subsecretaria-Geral das Comunidades Brasileiras no Exterior
Coordenação-Geral de Planejamento e Integração Consular

Service Request - Visa

1 General Data

2 Visa Data

3 Documents

4 Professional Data

5 Contacts

6 Biometric Data and Scanned Documents

Code for Recovery of Application

Photo and Other Biographic Data

Select file type
Photograph

Select the file to be loaded
Chose file

Only JPG/JPEG, GIF and PNG files are accepted, with minimum dimensions of 431x531 pixels.

Scanned Documents

Select the type of scanned document
Select

0,00% - 0 / 2097152 bytes
Only PDF, JPG/JPEG, GIF, PNG and BMP files are accepted.

Click here to select the file to be uploaded (Photograph & Signature) then click "Choose File" to find the file on your pc. Once you have selected the file wait a few seconds, and the file will appear in this section.

Please note: Only JPG/JPEG, GIF and PNG files are accepted, with minimum dimensions of 431x531 pixels for photo and 420x240 pixels for signature. The file shall not have more than 300KB.

Click here to select the type of scanned document to be uploaded (Itinerary, Bank Statement, Driver's Licence, etc...) then click "Choose File" to find the file on your pc. Once you have selected the file wait a few seconds, and the file will appear in this section.

Please note: Only PDF, JPG/JPEG, GIF, PNG and BMP files are accepted.

Once all required documents have been uploaded, please ensure that you tick declaration box in order to proceed.

☒ I hereby declare that the information included in the form is true.

RETURN TO INITIAL

Click "Complete Application"

COMPLETE APPLICATION

Ministério das Relações Exteriores | Subsecretaria-Geral das Comunidades Brasileiras no Exterior
Coordenação-Geral de Planejamento e Integração Consular

Service Request - Visa

i Filling out of application successfully finalized.

Please, print the Application Delivery Receipt, attach your photo on the place shown and sign it on the place shown.
Report to desired office taking the Delivery Receipt and the personal documents reported in the application form within 30 calendar days from today. If you do not report within this period, the request will be deleted from the database.

Click on "Print Delivery Receipt" in order to print the online Visa Application form

PRINT DELIVERY RECEIPT





Online Visa Application Form – Delivery Receipt

Print the Online Visa Application Form (Delivery Receipt) attach a photo (not required if you have requested the CIBT Digital Photo Service), complete the contact person and phone number fields and sign within the signature box.



MINISTÉRIO DAS RELAÇÕES EXTERIORES – MRE

RECIBO DE ENTREGA DE REQUERIMENTO - RER

 <div>Cole sua foto aqui (Photo)</div>	 <div> ASSINATURA REQUERENTE / RESPONSÁVEL (SIGNATURE OF APPLICANT)</div> 
--	--

Attach photo here

Sign Here – Within the box

PROTOCOLO NÚMERO: 160228-501230
(APPLICATION NUMBER)

CÓDIGO RECUPERAÇÃO: OJILH9ALH5
(RETRIEVAL CODE)

DATA DE VALIDADE: 29/03/2016
(EXPIRATION DATE - DD/MM/YYYY)

DOCUMENTO SOLICITADO: VISA
(DOCUMENT)

NOME COMPLETO: TEST TEST
(FULL NAME)

SEXO: FEMALE
(GENDER)

PAÍS DE NASCIMENTO: AUSTRALIA
(COUNTRY OF BIRTH)

DATA DE NASCIMENTO: 01/01/2000
(DATE OF BIRTH - DD/MM/YYYY)

LOCAL DE NASCIMENTO: MELBOURNE
(PLACE OF BIRTH)

NOME DO CONTATO:
(CONTACT NAME)

TELEFONE:
(TELEPHONE)

Please take note of your “Retrieval Code” - this is required if you need to update your details online or reprint your Visa Application Form

Write the name and phone number of a contact person in Australia – this can be the applicants’ details

Os seguintes documentos foram enviados via formulário web: Foto, Assinatura, Itinerário.

A list of documents you have uploaded will appear here

What to do next

Compile the following:

- Online Visa Application Form – Delivery Receipt
- Original passport
- Passport photograph (not required if utilizing the CIBT Digital Photo Service)
- Relevant supporting documentation outlined in the Application Pack

Please forward all required documentation to the correct CIBT processing office. Details of the CIBT processing office can be found in the Application Pack.

Please Note: If you need to update your details online or re-print your Online Visa Application Form (Delivery Receipt) you can do so by returning to the homepage of the Brazil Ministry of Foreign Affairs website <https://formulario-mre.serpro.gov.br>, select the relevant option and use the “**Retrieval Code**” which is generated at the end of the online process, and can be found on the Online Visa Application Form – Delivery Receipt.

**** IMPORTANT ****

Please do not send your documentation direct to the Embassy of Brazil or Consulate General of Brazil.